



ABSOLUTE QUALITY | NATURAL BEAUTY

LANDSCAPING

The Perfect Finish To Your Home...

PAVING · CIRCLES · SETTS · KERBING · STEPS · DECORATIVE CHIPPINGS
GARDEN FEATURES · GARDEN FURNITURE · STEPPING STONES

www.mcmonaglestone.com





ABSOLUTE QUALITY, NATURAL BEAUTY.

WELCOME...

...to the McMonagle Stone Landscaping brochure.

With over 40 years experience and using raw materials from our own 5 quarries you can be sure that our products meet the highest quality standards. We are delighted to present an extensive portfolio of decorative products for the home and garden designed with you in mind to complement both contemporary and traditional settings alike.

All our products, imported or manufactured are continuously monitored to maintain our excellent product quality and high ethical and environment standards.

Whether you are looking to add value to your property or need inspiration to create a great outdoor space, this guide will be a valuable tool to help you achieve your dream project.

Find out more at www.mcmonaglestone.com

Thank you for selecting McMonagle Stone.



PAVING PRODUCTS

DONEGAL QUARTZITE PAVING

Quarried locally, McMonagle Quartzite Sawn Paving can be used internally or externally. This paving is characterised as being exceptionally durable with an enormous flexural strength, low water absorption, high thermal properties with excellent resistance to acid rain, frost and air pollution as well as its suitability for heavily trafficked areas. The natural surface is natural riven with a high slip resistance. The blend of colour tones makes it distinct from all other natural stone varying from warm golden browns to cool blue grey tones.

Donegal Quartzite Polygonal Paving is perfect for use when creating pathways with a difference. Polygonal Paving is made up of random sizes with a wide variation of colours, which means that Donegal Quartzite Polygonal Paving is capable of enhancing any garden or patio area. This material is hand split and carefully selected in various sizes between 15-25mm and 25-40mm in thickness.

DONEGAL QUARTZITE SPECIFICATIONS

Standard sizes available: 200mm / 250mm / 300mm / 350mm
(Bespoke Sizes available)

Stone Type: Quartzite

Finishing Surface: Natural Riven

Finishing Size: Fixed Width, Random Lengths

Colour: Gold / Beige

Depth: 10-20mm / 20-30mm

Unit of Sale: Per Square Metre

Delivered in: Crates

Country of Origin: Ireland



▲ Polygonal Paving



▲ Paving & Limestone Setts



▲ Natural Riven Paving

Our specialised landscaping products provide Natural Style & Elegance...



▲ Donegal Quartzite Sawn Paving

MOUNTCHARLES SANDSTONE



MOUNTCHARLES SANDSTONE PAVING



A touch of Class...
Mountcharles Sandstone Paving is quarried locally and one of our most popular sandstones. Extremely versatile, it is suited both internally & externally. Its consistent warm sandy buff tones look stunning in any environment whether traditional or modern. Ideal for patio areas, courtyards, footpaths and also used in stepping stones.

400mm width X random lengths X 30mm depth

Available in Bush Hammered or Honed

MOUNTCHARLES SANDSTONE SPECIFICATIONS

Sizes available: Random Length x 400mm (Bespoke Sizes available)

Stone Type: Sandstone

Finishing Surface: Bush Hammered or Honed

Finishing Size: Fixed Width, Random Lengths


Colour: Beige / Sandy Buff Tones

Depth: 30mm

Unit of Sale: Per Square Metre

Delivered in: Crates

Country of Origin: Ireland



▲ Mountcharles Sandstone Stepping Stones

Donegal Quartzite Polygonal Paving

McMonagle Quartzite Polygonal paving (also known as Crazy Paving) is quarried locally and is known for its durability and excellent resistance to acid rain, frost and air pollution as well as its suitability for heavily trafficked areas.

It is perfect for use when creating pathways with a difference, enhancing any garden or patio area and is made up of random sizes with a wide variation of colours, ideal for internal or external use.

Sizes available: Random Lengths & Width

Stone Type: Quartzite

Pack Includes: 5-7 Pieces Per Square Metre

Finishing Surface: Natural Riven

Colour: Gold / Beige

Depth: 15-25mm / 25-40mm

Unit of Sale: Per Square Metre

Delivered in: Crates



Enhance your living space & provide a family area for entertaining...

Blue Limestone Paving

Blue Limestone Paving (Flamed Finish) has an attractive light colour with a slightly textured finish giving it a good slip resistance. This Stone is contemporary in style and weathers over time for a natural finish. Suitable for Internal and External use.

Patio Pack Contains: 10.80 Sq.m

Pack Contents: 600mm x 600mm (20 Pcs), 600mm x 297mm (10 Pcs), 297mm x 297mm (20 Pcs)

Stone Type: Limestone

Finishing Surface: Flamed Finish (Honed Available)

Finishing Sides: Machine Cut

Colour: Blue

Depth: 30mm

Unit of Sale: Per Square Metre

Delivered in: Crates

**Black Limestone Paving**

An attractive durable Limestone, Black Limestone Paving has a variable subtle riven texture. This stone is jet-black when wet, but dark grey to black when dry.

Please note: this is one of the few natural stones that will fade with weathering. To protect and enhance the natural colour, we recommend McMonagle Stone Gloss or Matt Sealer.

Patio Pack Contains: 10.08 Sq.m

Pack Contents: 600mm x 600mm (16 Pcs), 600mm x 300mm (16 Pcs), 300mm x 300mm (16 Pcs)

Single Sizes: 600mm x 900mm / 600mm x 600mm / 600mm x 300mm

Stone Type: Limestone

Finishing Surface: Natural Riven

Finishing Sides: Handcut (Machine Cut Available)

Colour: Black

Depth: 30mm

Unit of Sale: Per Square Metre

Delivered in: Crates

Silver Granite Paving

Granite is one of the oldest, most durable and most respected of building materials. Traditionally, it is the material chosen by both architects and engineers when permanence, endurance of colour and a safe, non-slip texture are of the essence.

Patio Pack Contains: 10.80 Sq.m

Pack Contents: 600mm x 600mm (20 Pcs), 600mm x 297mm (10 Pcs), 297mm x 297mm (20 Pcs)

Single Sizes: 600mm x 600mm / 600mm x 300mm

Stone Type: Granite

Finishing Surface: Flamed Finish


Finishing Sides: Machine Cut

Colour: Silver

Depth: 30mm

Unit of Sale: Per Square Metre

Delivered in: Crates



▲ Silver Granite Paving

Raj Green Paving

Raj Green Paving which is one of our most popular sandstones has a rich mix of cool green and grey autumnal colours with gentle hues of golden brown running through the natural riven paving that will complement any garden space.

Extremely versatile, it is ideal for Patio, Paths & Courtyards, Raj Green is perfect for the Irish Climate and is frost resistant, it will weather extremely well. Suitable for Internal & External use.

Patio Pack Contains: 15 Sq.m

Pack Contents: 600mm x 900mm (13 Pcs), 600mm x 600mm (13 Pieces), 600mm x 300mm (13 Pcs), 300mm x 300mm (9 Pcs)

Stone Type: Sandstone

Finishing Surface: Natural Riven

Finishing Sides: Handcut

Colour: Green / Grey Tones

Depth: 25-35mm

Unit of Sale: Per Square Metre

Delivered in: Crates

**T Grey Limestone Paving**

T Grey Limestone Paving has a contemporary feel to it, as it has beautiful light grey and blue tones running through it with a smooth riven surface.

Our T Grey Limestone paving product has been used extensively by award winning architects and landscape designers.

Ideally suited for Internal and External areas such as flooring, patios, courtyards and garden paths, it allows you to bring home that special look and with its low abrasion values, high durability and high frost resistant properties you can be sure it will last for generations to enjoy!

Patio Pack Contains: 15 Sq.m

Pack Contents: 600mm x 900mm (13 Pcs), 600mm x 600mm (13 Pcs), 600mm x 300mm (13 Pcs), 300mm x 300mm (9 Pcs)

Stone Type: Limestone

Finishing Surface: Natural Riven

Finishing Sides: Handcut

Colour: Grey / Blue

Depth: 25mm - 35mm

Unit of Sale: Per Square Metre

Delivered in: Crates



Make more of the outdoors...

**Modak Paving**

Modak is a stunning combination of warm pink and orange tones. Its base is pink with some subtle shades of cream and beige. This splash of colour will brighten up your garden all year around.

The paving slabs are accurately hand dressed with a natural riven surface, creating an extremely hard wearing and durable natural paving stone, and are perfect for both traditional and contemporary designs, they can be laid internally and externally enabling a natural transition from home to garden.

Suited to the Irish climate, natural sandstone paving slabs are frost resistant. They will weather to give a natural appearance enhancing your patio, path or courtyard.

Patio Pack Contains: 15 Sq.m

Pack Contents: 600mm x 900mm (13 Pcs), 600mm x 600mm (13 Pcs), 600mm x 300mm (13 Pcs), 300mm x 300mm (9 Pcs)

Stone Type: Sandstone

Finishing Surface: Natural Riven

Finishing Sides: Handcut

Colour: Pink / Orange / Cream / Beige Tones

Depth: 25mm-35mm

Unit of Sale: Per Square Metre

Delivered in: Crates

**Autumn Brown Paving**

Autumn Brown Sandstone Paving is a combination of neutral shades of light and dark browns with a mixture of plum and grey tones. It is one of the more consistent colours we have available.

The paving slabs are accurately hand dressed with a natural riven surface, creating an extremely hard wearing and durable natural paving stone, and are perfect for both traditional and contemporary designs, they can be laid internally and externally enabling a natural transition from home to garden.

Suited to the Irish climate, natural sandstone paving slabs are frost resistant. They will weather to give a natural appearance enhancing your patio, path or courtyard.

Patio Pack Contains: 15 Sq.m

Pack Contents: 600mm x 900mm (13 Pcs), 600mm x 600mm (13 Pcs), 600mm x 300mm (13 Pcs), 300mm x 300mm (9 Pcs)

Stone Type: Sandstone

Finishing Surface: Natural Riven

Finishing Sides: Handcut

Colour: Light & Dark Brown

Depth: 25-35mm

Unit of Sale: Per Square Metre

Delivered in: Crates


Grey Sandstone Paving

Indian Grey sandstone paving slabs are accurately hand dressed with a natural riven surface, creating an extremely hard wearing and durable natural paving stone, ideal for use on high traffic areas including patios, paths and courtyards. This is a more consistent choice of the colours available and perfect if you are looking for an unfussy classic look.

Indian sandstone paving slabs are perfect for both traditional and contemporary designs, they can be laid internally and externally enabling a natural transition from home to garden.

Suited to the Irish climate, natural sandstone paving slabs are frost resistant. They will weather to give a natural appearance enhancing your patio, path or courtyard.

Patio Packs Contains: 15 Sq.m
Pack Contents: 600mm x 900mm (13 Pcs), 600mm x 600mm (13 Pcs), 600mm x 300mm (13 Pcs), 300mm x 300mm (9 Pcs)
Stone Type: Sandstone
Finishing Surface: Natural Riven
Finishing Sides: Handcut
Colour: Grey, blue tones
Depth: 25-35mm
Unit of Sale: Per Square Metre
Delivered in: Crates



Gold Granite Paving

This beautiful, hardwearing paving is ideal for patios, footpaths, wall cladding or even wall capping. It is widely used in commercial and domestic projects. The oatmeal brown/gold colours will blend with other earthy colours to give a natural look.

The beauty of using Granite as an internal or external option, steep or flat driveways, pool coping or step thread is that it is virtually maintenance free. The textured finish provides an excellent slip resistance.

Patio Pack Contains: 10.8 Sq.m
Pack Contents: 600mm x 600mm (20 Pcs), 600mm x 297mm (10 Pcs), 297mm x 297mm (20 Pcs)
Single Sizes Available: 600mm x 600mm / 600mm x 300mm
Stone Type: Granite
Finishing Surface: Bush Hammered
Surface Sides: Machine Cut
Colour: Gold Buff
Depth: 30mm
Unit of Sale: Per Square Metre
Delivered in: Crates



▲ Gold Granite Paving

Camel Dust Paving

Camel Dust Paving is a relatively light toned, riven paving. Varying in colour from cool silver tones to warmer, richer, pink and sun baked terracotta. With curving stripes of colour, running through individual slabs, this is a beautiful and striking choice.

It is a very stable product and one of the best suited natural stones for use on patios, paths and courtyards. Suitable for Internal or External use.

Patio Pack Contains: 15 Sq.m
Pack Contents: 600mm x 900mm (13 Pcs), 600mm x 600mm (13 Pcs), 600mm x 300mm (13 Pcs), 300mm x 300mm (9 Pcs)
Stone Type: Sandstone
Finishing Surface: Natural Riven
Finishing Sides: Handcut
Colour: Sandy, Buff Tones
Depth: 25mm-35mm
Unit of Sale: Per Square Metre
Delivered in: Crates



Kota Brown Paving

Kota Brown Limestone is a fresh rustic pale brown colour with pale green to grey tones & a natural smooth riven finish suitable for traditional and classic garden designs.

Kota Brown paving is known for its durability and beautiful appearance. The speciality of this limestone is in its hardness and it can be used both for interiors as well as exteriors.

Patio Pack Contains: 15 Sq.m
Packs Contents: 600mm x 900mm (13 Pcs), 600mm x 600mm (13 Pcs), 600mm x 300mm (13 Pcs), 300mm x 300mm (9 Pcs)
Stone Type: Limestone
Finishing Surface: Smooth Riven Finish
Finishing Sides: Handcut
Colour: Pale Green to Grey / Brown Tones
Depth: 25-35mm
Unit of Sale: Per Square Metre
Delivered in: Crates



Revina Paving

Revina Sandstone Paving is a combination of warm pink, purple, grey and terracotta tones. Perfect for those who would like a splash of colour in their patio.

The paving slabs are accurately hand dressed with a natural riven surface, creating an extremely hard wearing and durable natural paving stone, and are perfect for both traditional and contemporary designs, they can be laid internally and externally enabling a natural transition from home to garden.

Suited to the Irish climate, natural sandstone paving slabs are frost resistant. They will weather to give a natural appearance enhancing your patio, path or courtyard.

Patio Pack Contains: 15 Sq.m
Pack Contents: 600mm x 900mm (13 Pcs), 600mm x 600mm (13 Pcs) , 600mm x 300mm (13 Pcs), 300mm x 300mm (9 Pcs)
Stone Type: Sandstone
Finishing Surface: Natural Riven
Finishing Sides: Handcut
Colour: Lilac Tones to Warm Pinks and Terracotta.
Depth: 25mm-35mm
Unit of Sale: Per Square Metre
Delivered in: Crates



Tinted Mint Paving

Tinted Mint is beautiful natural riven sandstone with a mixture of yellow, buff, pink, and golden colours.

It is an extremely durable product suitable for Internal and external use, ideal for flooring, pathways, courtyards and pool surrounds. Tinted Mint paving will bring colour and style to your home or garden.

Tinted Mint is also available in calibrated finish - The riven top and edge detail is exactly the same as our standard range of Tinted Mint paving, however being a constant thickness, it is much easier to lay, easier to handle, easier to cut generally saving time and effort.

Patio Pack Contains: 10.08 Sq.m
Pack Contents: 600mm x 600mm (16 Pcs), 600mm x 300mm (16 Pcs), 300mm X 300mm (16 Pcs)
Also Available: 22mm Calibrated, stocked in 15 Sq.m patio packs
Stone Type: Sandstone
Finishing Surface: Natural Riven
Finishing Sides: Handcut
Colour: Multicoloured
Depth: 25-35mm
Unit of Sale: Per Square Metre
Delivered in: Crates

Circles are a perfect way to add variation to any paved area, adding interest to your garden landscape.

Circles are available in Tinted Mint Sandstone, Grey Sandstone, Silver Granite & Gold Granite.

Circles Available	Tinted Mint	Grey Sandstone	Silver Granite	Gold Granite
2.00m	•			
2.50m	•			
3.00m	•	•	•	•
3.50m	•			
4.00m	•			
5.00m	•			

Add charm and character to your garden landscape...



▲ Silver Granite Paving & Gold Circle



▲ Tinted Mint Paving, Circle & Setts

CIRCLES



▲ Grey Sandstone Paving, Setts & Bespoke Centrepiece



▲ Tinted Mint Paving & Circle

Setts (or cobblestones) when laid are stunning and make superb paths, patios and driveways. They will last for many, many years. Featuring in a range of colours and sizes to suit almost any surroundings, domestic or commercial. All our Setts are hand cut to give a natural texture. Setts are available in two sizes, 100mm x 100mm and 200mm x 100mm as shown.



▲ Gold Granite Setts 200 x 100mm



▲ Gold & Black Granite Setts 100 x 100mm


Colour Options



Colour	Size (mm)	Depth (mm)
Tinted Mint Sandstone	100 x 100 / 200 x 100	50 - 70
Silver Granite	100 x 100 / 200 x 100	50, 80
Grey Sandstone	100 x 100 / 200 x 100	50 - 70
Gold Granite	100 x 100 / 200 x 100	50, 80
Gold Quartzite	100 x 100 / 200 x 100	40 - 70
Black Limestone	100 x 100 / 200 x 100	50 - 70
Black Granite	100 x 100	50, 80



▲ Silver Granite Setts 100 x 100mm



▲ Black Granite Setts 100 x 100mm



▲ Gold Quartzite Setts 200 x 100mm

Choose from our wide range of Kerbing to add the finishing touch to your paved area.

Our decorative borders are suitable for curved areas & are highly durable, they are ideal for home or commercial application. Adding McMonagle Stone kerbing will create a professional appearance adding value to your property.

KERBS AND EDGING



Gold Granite Kerbing - Pineapple Finish
1000 x 200 x 80mm



Silver Granite Kerbing - Pineapple Finish
1000 x 200 x 80mm



Gold Granite Kerbing - Bush-Hammered Finish
1200 x 200 x 125mm



Silver Granite Kerbing - Bush-Hammered Finish
1200 x 200 x 125mm



▲ Silver Granite - Pineapple Finish

Sandstone Kerbing

Mountcharles Sandstone Kerbing offers an alternative to traditional edging products. The short length of the kerb also makes it ideal for curved work. This Kerbing has split finish to all sides.

Size:	Random Length x 200mm x 125mm
Colour:	Gold / Beige
Finish:	Split



▲ Sandstone - Split Finish

STEPS

Steps can give your garden another dimension and with our excellent selection of various colours and finishes are the perfect way of bringing two areas together.

We can create individual bespoke steps to suit your requirements. If you supply us with precise dimensions, we will design a step to fit your front door in whichever type of stone you wish to use.


To view more images and ideas on steps log onto our website www.mcmonaglestone.com



1



2



4



5



3



6

Photograph Key:

1. Grey Sandstone Steps & Silver Granite Risers
2. Silver Granite Steps
3. Gold Granite Steps
4. Tinted Mint Sandstone Steps
5. Black Limestone Steps
6. Sandstone Steps

DECORATIVE CHIPPINGS


DECORATIVE CHIPPINGS

We have an extensive range of decorative chippings ideal for pathways, flowerbeds, driveways, patios and even border decoration. Chippings are sold per tonne bag or loose by truck load.



▲ 20mm Gold Quartzite

▼ Plum Slate Mulch



▼ 20mm Gold Quartzite & Sandstone Kerbing



20mm Gold Quartzite



Scottish Beach Pebbles



Brown Shingle



14mm Gold Quartzite



10mm Gold Quartzite



Blue Pebble



14mm Rose Quartzite



Plum Slate Mulch

A layer of decorative chippings is a fantastic way to bring extra texture & depth to an area...

Bespoke Sandstone Bench



Black Granite Table & Benches



▲ (Also available in Gold & Silver)

Mountcharles Sandstone Bench



(Curved Option Also Available)



GARDEN FURNITURE

An excellent range of Garden Furniture both imported and created in house is available from McMonagle Stone. Bespoke garden furniture can also be designed to suit our customer's requirements.

Options

- Memorial Benches
- Granite Table & Benches
- Stone Flower Pots
- Stone Arm Chairs
- Bespoke Garden Furniture

For more images of the garden furniture click onto our website www.mcmonaglestone.com

GARDEN FEATURES



▲ Plaque Feature Stone



▲ Gold Quartzite Stepping Stones

Add a touch of luxury to your garden...



▲ Bespoke Water Feature

Relax...

GENERAL INFORMATION

Product Dimensions

All product weights and dimensions are approximate. The product sizes and coverage stated are those achieved when laid or built using approximate joint width for given products.

Product Suitability

Our natural stone is suitable for both internal and external use. The natural stone paving we supply is not suitable for driveways; it is primarily for pedestrian traffic however, we can advise on a solution for vehicular traffic. If you have any doubts as to the suitability of our products for your project, please contact one of our sales team.

Colours & Sizes

The Colours depicted in this brochure are as accurate as modern photography and printing processes allows. Therefore we recommend that colours be judged on actual materials, to acknowledge the diversity in colours, texture & markings. To avoid any possibility of colour banding take material from each package and mix on site, this ensures you will get the right overall colour.

Ethical Trading Policy

McMonagle Stone is committed to practicing a good code of ethics. Our Suppliers in India are visited and monitored to ensure they are ethical in their operations, particularly with regards to labour, health and safety, wages and treatment of their employees.

Aftercare & Cleaning

Regular maintenance is required to keep the overall appearance of the product in pristine condition. We recommend that you keep your paved area free from leaves and natural debris, as this will keep your paving clean for longer. Natural stone paving should be cleaned at least twice a year, especially in Autumn. To clean your paving, we suggest scrubbing with a stiff brush, using a mild detergent and hot water. If this does not work, there is the option of power washing your paving. For best results when power washing, remove any debris before starting, point the power-hose at a 30 degree angle and do not point directly at the joints. McMonagle Stone cannot be held responsible for the possible side effects or damage caused by contamination or application of some chemically based products that come in contact with the natural stone.

Purchase & Delivery

Our natural stone products are available for both collection and delivery from our head office in Mountcharles, Co. Donegal, Ireland. You can place orders by calling our head office on +353 7497 35061 or ordering through our online shop. We deliver throughout Ireland and the UK, direct to you the customer.

Choosing a Paving Layer

Choosing a Paving Layer is an extremely important task when aiming to achieve a high quality finish to your project. We recommend you request a list of reference jobs that the Paving Layer has completed.

Sealing

McMonagle Stone sealer will enhance and protect your natural stone against weathering and the ingress of damaging liquids, grease, food and dirt. We recommend for you to test the sealer on a small sample of your stone, ensuring it gives you the required result prior to sealing your entire project. Sealing stone internally enhances colour, reduces dust and creates a water resistant layer, making cleaning and stain removal easier.

Jointing

We are the sole supplier of Romex pavement fixing mortar; Romex is a polymeric jointing mortar. It is made up of a blend of epoxy resins and a mixture of special sands. It can be applied in two forms for pedestrian traffic, Romex Easy and Romex Drain.

Romex Easy

This is ideal for DIY work and is packaged in pre-mixed 15 or 25kg tins. Once brushed into the joints, it reacts with the atmosphere and hardens. By following these 4 steps, you will have the perfectly jointed patio.

1. Clean both paving surface and joints thoroughly
2. Pour the pavement fixing mortar evenly onto the surface and work it into the joints using a stiff brush. Make sure it is deep, hard and compact.
3. Carefully sweep off the stone surface until the entire mortar residue has gone. Sweep diagonally to the joint.
4. The freshly jointed surface must be protected against rain for the first 12-24 hours.

Romex Drain

This product is supplied in 25kg bags with two 1-litre components. Romex drain is stronger than Romex Easy, which makes it suitable for light vehicles (up to 3 tonne). The following are steps on using Romex Drain.

1. Clean both paving surface and joints thoroughly.
2. Pour the 25kg bag (filter components) into the mixer. Mix slowly and add in the two hardening components.
3. After mixing for approximately 3 minutes, add two litres of water and mix for a further 3 minutes.
4. Moisten the surface
5. Apply the mixed paving mortar on the moistened surface and work into the joints using a rubber slider. The mortar should be poured on three or four different areas of the paving to get the best results.
6. After 10-15 minutes the excess mortar on the surface of the stones should be swept off carefully with

- a stiff brush. Then use a softer brush to do a final cleaning until the residual mortar has been removed.
7. The freshly jointed surface must be protected against the rain for the first 12-24 hours.

We also stock other Romex Pavement Fixing Mortars for heavier applications (up to 40 Tonnes), if required. Please review our website or call us for further information.

Returns Policy

Our returns policy is in addition to your legal rights and our Conditions of Sale.

Goods Delivered to You

- If you buy a product that we deliver to you, you may cancel your order (or any part of it) for any reason before delivery or within 7 days after delivery by getting in contact with us, either by phone or email.

This is subject to the following conditions:

- The product must be unused, as delivered, in saleable condition and returned in the original product packaging.
- You will receive a full refund of the price paid, less relevant delivery charges and collection charges. If we find that the product has not been returned to us in fully resaleable condition, we reserve the right to refuse a refund on the item, or deduct up to 20% of the original selling price from the refund amount. Please include the deliver slip that you received with your

LAYING PAVING

Planning

Sketch out all areas to be paved, showing dimensions and laying patterns. Determine the quantity of pavement fixing mortar and bedding sand required. Arrange for all your paving requirements to be delivered before the onset of the project and stock nearby on a dry base.

Preparation

Decide where the paving is to run and mark as required. The area to be paved should be firm, level and well drained, to ensure long-term service and stability. If necessary, dig out any soft soil and replace with crushed stone. Mark out this area with pegs and adjust their height to the required finish surface levels, on private patio and driveway projects a fall of approximately 1:60 is usually adequate.

The surface needs to be dug out at approximately 90mm. However depending on ground conditions, the depth can be calculated as average depth of flagstones + 35-50mm bed + any sub-base required. Sub base is not normally required for a path or patio unless there is a concern regarding the suitability of the sub-grade. However, any low spots can be filled with crushed hardcore, crushed stone or compacted bedding material.

delivery and indicate the reason for the return. We will refund your account once the items are received and processed.

- Items returned to us within the 7-day grace period, will be eligible for an exchange/credit. Any returns received outside this time frame may be considered at the sole discretion of McMonagle Stone and may only be refunded as a credit against a future purchase.
- We will refund to you the amount excluding shipping and handling charges you may have paid for the item. We do not accept returns, where the product packaging has been opened, used or damaged by the customer

Damaged Goods


- If the product you purchase is damaged or faulty, we may offer an exchange or refund as appropriate in accordance with your legal rights. If you can see some of the delivery has arrived damaged, we ask you to sign for it as "damaged" on arrival. That way it will be easier for us to organise replacements, which is why it is important for you to inspect the delivery as much as you can before signing.
- Unfortunately, breakages can happen and we will send out replacements as soon as we can. To help us, we recommend that you open all products and check exactly how many individual slabs/pieces are broken, take photographs of the breakages, then contact our office.

Laying

It is recommended to start laying with full flags adjacent to a fixed point such as the house or boundary wall and to work towards an edge which may be adjustable. Alternatively, start from the corner with the longest straight edge. If laying your paving using a random layout or incorporating a circle, we suggest you dry lay the paving before you commence laying your paving. For greatest stability, the paving should be laid on a full mortar bed, using a wet mortar mix of 5 parts building sand to one part cement. If using more than one mixed pack, take individual pieces from each crate and mix on site to achieve a consistent colour throughout your paving. Aim to achieve the exact position on first attempt. Tap paving into place. Paving should not bear any weight for at least one day. Please ensure that the paving is laid the correct way up. Slabs should be laid with the largest face uppermost.



▲ Correct Way



▲ Incorrect Way

For a full list of Terms & Conditions of Sale, please log onto our website.



Manufactured by

Agent Stamp



McMonagle Stone,
Mountcharles, Co. Donegal, Ireland.

Tel: 00353 (0)74 9735061
www.mcmonaglestone.com

 www.facebook.com/McMonagleStone

